

VILLAGE OF CHASE  
BY-LAW NO. 158

---

A program to allow for capital expenditure for the period of 1977 to 1981 inclusive.

---

The Council of the Village of Chase, in open meeting assembled, enacts as follows:-

1. This by-law may be cited for all purposes as "Village of Chase Capital Expenditure Programme By-law No. 158, 1977."
2. Schedule "A" attached hereto and made part of this by-law is hereby adopted and is the Capital Expenditure Programme of the Village of Chase for the years 1977 to 1981 inclusive.

READ a first time this 11th day of May, 1977.

READ a second time this 11th day of May, 1977.

READ a third time this 12th day of May, 1977.


RECONSIDERED AND ADOPTED this 13th day of May, 1977.



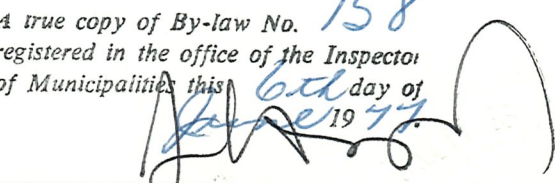
  
Mayor

  
Clerk

I hereby certify that this is a true copy of By-law No. 158 of the Village of Chase, cited as the "Village of Chase Capital Expenditure Programme By-Law No. 158, 1977."

  
Clerk

A true copy of By-law No. 158 registered in the office of the Inspector of Municipalities this 6th day of June 1977.

  
Deputy Inspector of Municipalities


SCHEDULE "A" OF BY-LAW NO. 158  
VILLAGE OF CHASE  
SUMMARY OF FIVE YEAR CAPITAL PROGRAMME

<u>PROJECT</u>	<u>1977</u>	<u>1978</u>	<u>1979</u>	<u>1980</u>	<u>1981</u>	<u>Total</u>
General Government						
Building & Equipment	6,000.	1,000.	1,000.	1,000.	1,000.	10,000.
Public Works						
Buildings		1,000.	1,000.	1,000.	1,000.	4,000.
Equipment	4,300.	45,000.	18,000.	10,000.	10,000.	87,300.
Protective Services						
Buildings (F.D.)						
Equipment (F.D.)	2,000.	2,000.	2,000.	2,000.	2,000.	10,000.
Streets	58,250.	15,000.	15,000.	15,000.	15,000.	118,250.
Sidewalks		4,000.	2,000.	2,000.	2,000.	10,000.
Parks & Playgrounds	2,000.	2,000.	2,000.	2,000.	2,000.	10,000.
Community Hall	21,500.	5,000.	5,000.	5,000.	5,000.	41,500.
Cemetery	7,500.	2,000.	2,000.	2,000.	2,000.	15,500.
Flood Control		1,000.	1,000.	1,000.	1,000.	4,000.
Community Planning	15,000.					15,000.
Utilities						
Water Main Replacement	25,000.	3,000.	3,000.	10,000.	10,000.	51,000.
	<u>141,550</u>	<u>81,000.</u>	<u>52,000.</u>	<u>51,000.</u>	<u>51,000.</u>	<u>376,550.</u>

SOURCE OF FUNDS

General Account	116,550.	78,000.	49,000.	41,000.	41,000.	325,550.
Utilities	25,000.	3,000.	3,000.	10,000.	10,000.	51,000.
Funds on Hand						
General Account						
Utility Account						
Borrowing						
	<u>141,550.</u>	<u>81,000.</u>	<u>52,000.</u>	<u>51,000.</u>	<u>51,000.</u>	<u>376,550.</u>

  
Mayor

  
Clerk